

# Piano & Keyboard Texture Studies

**Tie The Hands!** Here are some two-handed exercises for a basic understanding of playing fewer notes. Again, the best job for any musician is not to play all the notes all the time. Let's begin each line of playing basic chord structures over a metronome click to learn what we call the "feel."


We will practice each Right and Left hands and eventually will put together - all playing in the middle register. Remember, the middle register helps us stay out of the way from other instruments in the sound spectrum.

## Ballad Exercise: Here I Am To Worship - Chorus Section Only. Corresponds with Midi Demo file.

After studying, try playing along with the actual audio track, found on: [www.praisecharts.com](http://www.praisecharts.com)


1. Right Hand Exercises in Middle Register. Notice how we begin in 2nd Chord Position as the pattern continues - this also avoids same chord collisions among other instruments.

Chorus




Here I am to worship, here I am to bow down, here I am to say that You're my God.

2. Left Hand Exercises in Middle Register. 2nd Chord Position patterns continues.



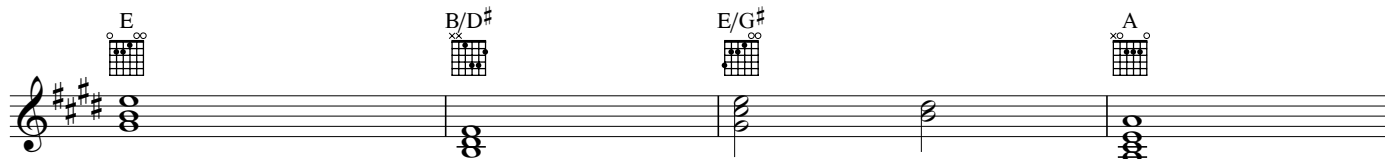
Here I am to worship, here I am to bow down, here I am to say that You're my God.

3. Both Hands - notice how all 10 fingers are not playing; rather, we are saving room for the other instruments.



Here I am to worship, here I am to bow down, here I am to say that You're my God.

4. Combination of Two Hand Textures.




Here I am to worship, here I am to bow down, here I am to say that You're my God.

5. Pedaling Ideas



Here I am to worship, here I am to bow down, here I am to say that You're my God.

6. Chord Anticipation Ideas



Here I am to worship, here I am to bow down, here I am to say that You're my God.

\*This technique must be used sparingly and/or in sync with the band punches.

Here I Am To Worship by Hughes, Tim  
Copyright 2000 Thankyou Music  
Purchase the Full Chart at: [www.praisecharts.com](http://www.praisecharts.com)